

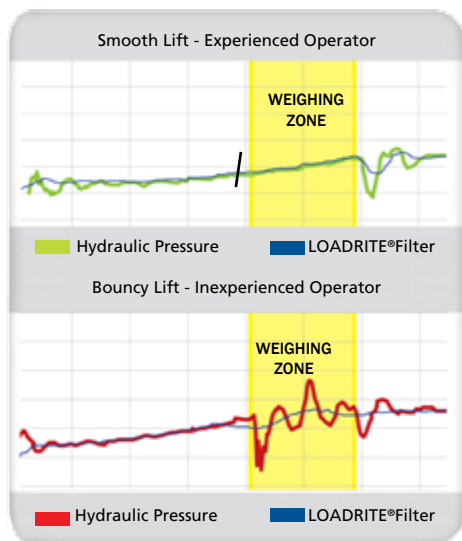
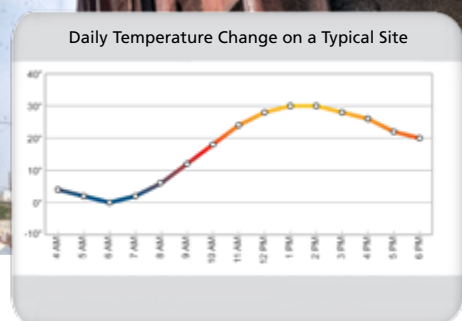


Optimize loadout, track productivity and prevent overloading



LOADRITE Wheel Loader Scales

The LOADRITE Advantage



LOADRITE WHEEL LOADER PRODUCT RANGE:



Three year parts and one year service warranty



One year parts and one year service warranty.

UNMATCHED SERVICE AND SUPPORT

LOADRITE® service and support makes us number one and we're committed to staying there. Our authorised global distribution network delivers expert product knowledge and support on site, preventing unnecessary downtime.

Every LOADRITE product is installed by a certified technician. These technicians will not only install and calibrate the product but also provide full operator training, ensuring maximum benefit from your investment.

Accurate weighing any time of day

Hydraulic weighing is affected by temperature. Only LOADRITE wheel loader systems with Friction and Ambient Compensation Technology (FACT™) compensate for hydraulic-fluid temperature, bearing, machine friction, and lubrication levels without the additional expense of extra sensors.

Accurate weighing regardless of operator

- ▶ The multipoint weighing zone of LOADRITE wheel loader scales greatly improves the weighing accuracy for inexperienced operators and rough loading situations.
- ▶ Lift at any speed. Continuous monitoring of the arm position allows quick and accurate measurement of lift speeds and acceleration.

- ▶ Our "industry best" tip-off allows operators to make last bucket adjustments at any boom height. The unique LOADRITE rotary trigger ensures the best possible accuracy.
- ▶ Weighing on uneven ground? Centre of gravity greatly affects the weighing accuracy. LOADRITE's exclusive ground-slope compensation allows accurate weighing on any surface angle or ramp.

L2180

The LOADRITE L2180 is designed to produce an accurate and consistent weight every time. Consistent weighing performance is just as important as accuracy to efficient loading operation.

The L2180 delivers the next dimension of consistent weighing performance.

L2150

The L2150 is a user-friendly weighing system designed to be easy to use with fast access to menus and data.

By using multiple-point triggering, speed compensation and dual pressure measurement the L2150 offers high level weighing accuracy regardless of lift speed and loader movement. All you need to know is that trucks will be loaded to the right weight first time.

Data entry and logging features allow you to monitor the efficiency and productivity of any front end loader operation.

The world leader in onboard weighing



LOADRITE LEADS THE WAY

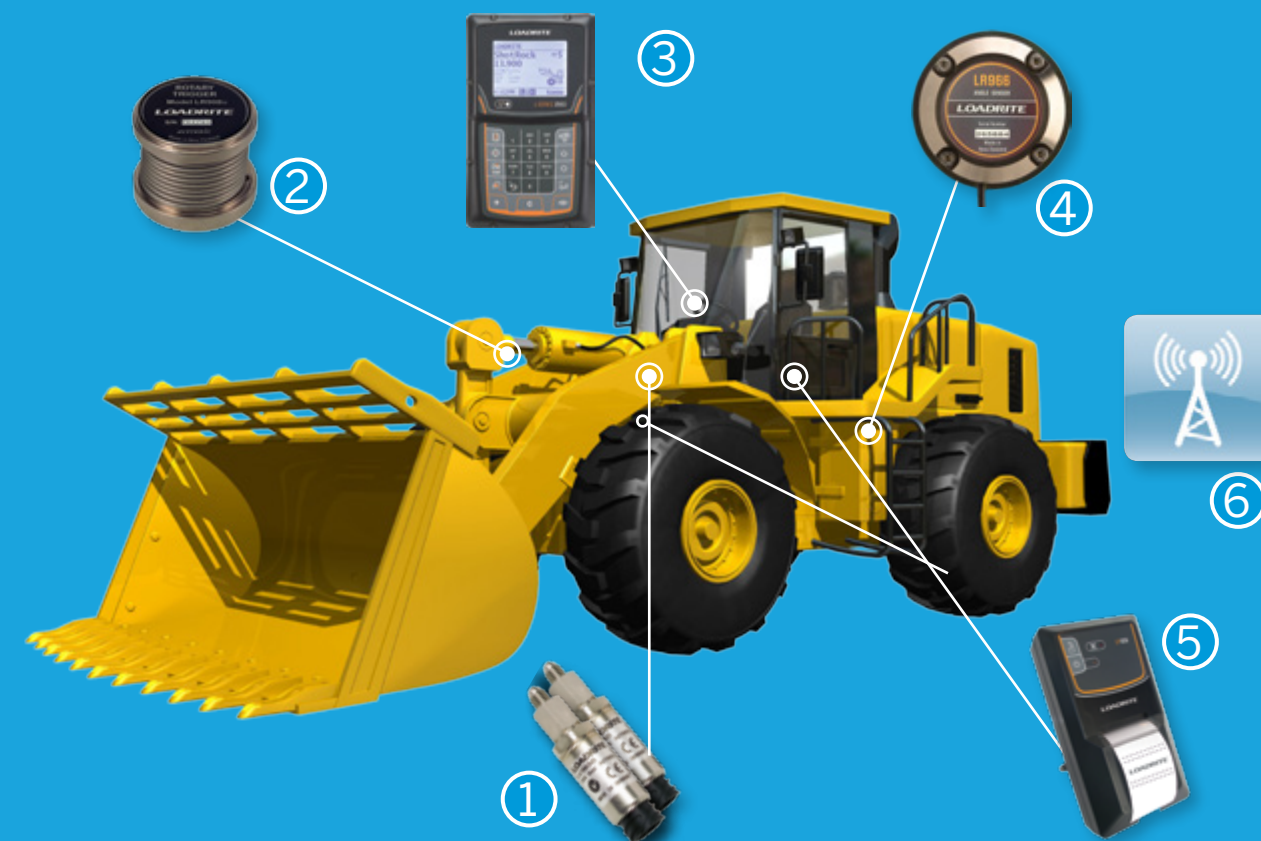
LOADRITE® offers a range of weighing systems designed for wheel loaders, from entry-level through advanced functionality options. Whether you require basic weighing information for a small loader, or greater accuracy and data-capture capabilities for production-sized loaders, we have the solution for you.

The LOADRITE range of products became the industry leader for scales on wheel loaders, and have grown to new systems like excavator scales, conveyor belt scales, and garbage trucks.

The accuracy you can expect from a LOADRITE weighing system is demonstrated by “Legal for Trade” approval in many countries around the world.



THE ANATOMY OF GOOD WEIGHING



What can loader scales bring to your business?

Increase productivity

- ▶ Prevent truck turnarounds at the weighbridge, reducing cycle times
- ▶ Sell more product without adding equipment or personnel
- ▶ Achieve consistent loading from machine operators, regardless of experience

Improve profits

- ▶ Eliminate double handling of material by loading right first time
- ▶ Avoid overload fines by ensuring trucks are loaded to the correct value
- ▶ Reduce haulage costs by avoiding unnecessary trips caused by under loading

Control costs

- ▶ Minimise fuel usage of loaders and trucks and maximise tonnes per litre
- ▶ Maximise the utilisation of the machinery already on site by identifying unused capacity
- ▶ Improve overall equipment effectiveness

Process improvement

- ▶ Track individual machine utilisation
- ▶ Know inventory and stock levels
- ▶ Monitor machine stress to schedule preventative maintenance

What can loader scales bring to your business?

1 Pressure Transducers

The pressure transducers connect to the loader's hydraulic system. They sense the hydraulic pressure in the lift cylinders as the load is lifted.

2 Triggers

Triggers offer precision sensing throughout the lift cycle to ensure reliable and repeatable dynamic weighing.

3 Indicator

Rugged design and programmed with proprietary weighing software, the LOADRITE indicator provides an intuitive interface to the weighing system.

4 Slope Compensation Kit

Specially designed to compensate for ground slope and enable the indicator to deliver superior accuracy on uneven ground (optional).

5 Printer

See your site's productivity with the ruggedised printer providing hard copy receipts for printing of daily and weekly productivity and performance reports (optional).

6 Data Communication

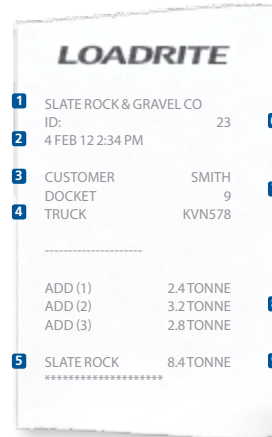
Data-communication solutions to meet the unique needs of your operation. These options allow your loader to communicate with our Material Management System (MMS™) Software in a secure, paperless manner (optional).

Reporting solutions



MANAGE YOUR OPERATION LIKE NEVER BEFORE

LOADRITE is now available with certified distributors supporting our products in over 50 countries around the world. Known for our service, LOADRITE has support offices in North America, Europe, Asia, and Australia. LOADRITE works wherever you need us. Visit www.loadritescales.com to find your nearest distributor.



- | | | | |
|--------------------------|---|-----------------|--|
| 1 SLATE ROCK & GRAVEL CO | 6 | 1 Company name | 7 Docket ID |
| 2 ID: 23 | | 2 Date and time | 8 Payload weights |
| 3 4 FEB 12:23:34 PM | | 3 Customer name | 9 Total truck load weight (lb, ton, kg, tonne) |
| 4 CUSTOMER SMITH | 7 | 4 Truck ID | |
| 5 DOCKET 9 | | 5 Product name | |
| 6 TRUCK KVN578 | | 6 Vehicle ID | |
| ADD (1) 2.4 TONNE | 8 | | |
| ADD (2) 3.2 TONNE | | | |
| ADD (3) 2.8 TONNE | | | |
| 5 SLATE ROCK 8.4 TONNE | 9 | | |

LOADRITE MATERIAL MANAGEMENT SYSTEM

The LOADRITE MMS brings data from mobile equipment into management information reporting designed specifically for the needs of your business.

A powerful combination of highly accurate LOADRITE onboard scales, an array of data-communication options, and easy-to-use reporting software bring this information to your fingertips.

The result is a range of intuitive reports used to monitor productivity, stock movement and machine utilisation.



Slate Rock & Gravel Co Daily Loadout by Equipment

Equipment	Last Week	This Week
Tractor	0.00	26.70
Truck	26.00	0.00
Wheel Loader	26.00	0.00
Tractor	27.00	0.00
Tractor	26.07	0.00
Tractor	26.07	0.00
Total	26.42	26.70

Slate Rock & Gravel Co Site Status Summary

Item	Quantity	Weight (ton)
Inventory	128.00	74.16
Inventory	945.00	225.26
Inventory	25.00	242.46
Inventory	417.26	202.80
Inventory	61.00	284.10
Total	1,486.26	968.68

Slate Rock & Gravel Co Key Productivity Indicator

Count	Loaded Weight (ton)	Count	Returned Weight (ton)
86	2,272.12	0	0.00
Average (lbs./Load)	Average Load Rate (ton./Hour)	Total Weight (ton)	
5	307.19	2,272.12	

Slate Rock & Gravel Co Hourly Loadout by Equipment

Equipment	Count	Avg Load Time	Avg Load Weight (ton)	Total Load Weight (ton)
Loader #1012	26 (71%)	0:03:48	5	26.70
Loader #3004	7 (19%)	0:05:08	4	28.41
Total	33	0:03:52	4	26.68

Slate Rock & Gravel Co Loader Productivity Summary

Time	Num of Loads	Avg Load Time	Avg Load Weight (ton)	Total Weight (ton)
10:00 am	10	0:05:52	5	26.93
11:00 am	10	0:05:16	5	27.83
12:00 pm	2	0:22:44	4	21.37
1:00 pm	8	0:05:54	5	27.33
Total	30	0:05:48	5	26.70


APPLICATIONS

- Aggregates
- Mining
- Bulk Handling/Waste
- Transportation
- Landscaping
- Construction
- Agriculture
- Public works
- Recycling
- Scrap
- Cartage

SERVICE AND SUPPORT

Trimble LOADRITE products are available from certified dealers in over 100 countries worldwide. Dealers offer product selection advice, installation, training and support to keep your operation running.





Trimble: Transforming the Way the World Works

Trimble provides the tools and support for the extraction, processing, loadout, distribution phases of quarry production information for more efficient operations and higher profits. Contact your local dealer today to learn how easy it is to utilize technology that makes significant improvements to the aggregates workflow, optimize production, improve efficiency and lower your operating costs.



YOUR TRIMBLE LOADRITE PROVIDER

Trimble Loadrite Auckland Ltd.
45 Patiki Road, Avondale, Auckland 1026
PO Box 19623, Avondale, Auckland 1746
New Zealand
Tel: +64 9 820 7720
Fax: +64 9 820 7721
info@loadritescales.com
www.loadritescales.com

